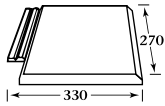
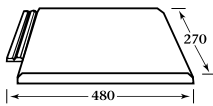




specifications		
		
	<b>Minislate</b>	<b>Slate and Half</b>
Overall Length:	270mm	270mm
Hanging Length (l <sub>1</sub> ):	248mm	248mm
Overall Width (w):	330mm	480mm
Cover Width (Cw):	300mm	450mm
Mass (approx):	2.4kg	3.8kg
Roadstone Minislate complies with I.S./E.N. 490:1994 "Concrete Roof Tiles and Fittings" and should be fixed in accordance with I.C.P.2;1982		

**colours**

Slate Grey

Welsh Blue

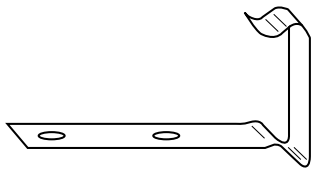
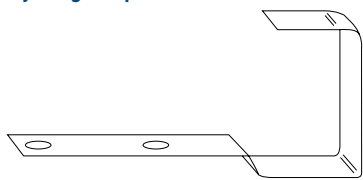
Slate Blue

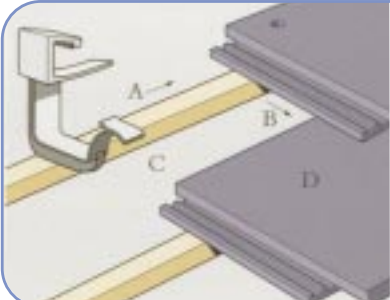
These are guide colours only. Samples should be requested for exact colour and texture.

**Weathering:** As with all pigmented concrete products, changes in colour and appearance will occur as a result of the natural weathering process. To retard this process, Minislate is double polymer coated to optimise weather resistance. The degree and pace of change is dependent on weather conditions and site location.

fixing					
Pitch	Headlap	Batten Spacing	Batten Required	Tiles Required	Mass (approx)
25°-70°	95mm max 80mm min	175mm min 190mm max	5.70 lin m/m <sup>2</sup> 5.26 lin m/m <sup>2</sup>	19.0/m <sup>2</sup> 17.5/m <sup>2</sup>	46kg/m <sup>2</sup> 42kg/m <sup>2</sup>

**Fixing:** Nail twice (Aluminium Nail 45mm X 3.35mm) in all circumstances. All verge tiles should be clipped using the appropriate Minislate Verge clip. A plastic clip is available to enable secure fixing in exposed locations. See Roadstone Roofing Manual.

<b>Bedded Verge Clip</b>	<b>Slate Clip</b>	<b>Dry Verge Clip</b>
		



**Fixing of Minislate Clip:** The Minislate Clip is not mechanically fixed to the batten, but clips on to the tile interlock (at point A). The clip is then slid down (to point B) and the curved underlock (C) locates under the back of the tile below (D).

**Accessories, Dry-Fix and Ventilation products:** As a complete roofing system, the Minislate range includes slate-and-a-half for detailing. There are also a wide variety of mortar-free components for eaves, verges, abutments, ridges, hips and valleys, with an extensive range of ventilation products.

So attractive,  
you'll want to  
show them off



**M**INISLATE™

 *roadstone*



## So attractive, you'll want to show them off

Roadstone Minislate is an impressive roofing innovation that gives you the benefits of a concrete interlocking roof tile with the aesthetic good looks of authentic natural slate. Minislate is a real alternative to natural slate, simple, cost effective and the easy-to-lay way of achieving a 'slate look' roof. It is a substantial concrete product that will neither warp nor de-laminate, and it is also a through-coloured material.

Roadstone Minislate is manufactured at Clondalkin, Co. Dublin within the highly demanding quality control limits of I.S./E.N.490:1994 "Concrete Roofing Tiles


and Fittings". But quality and good looks are only part of the story.

The Minislate looks as good as traditional slate but it is actually fixed in the same way as concrete interlocking roof tiles. With a hidden interlock plus an unseen tile clip for exposed locations, the Minislate is both easy to fix and secure.


There is a complete range of simple to use, mortar-free components for eaves, verges, abutments, ridges, hips and valleys with an extensive range of ventilation products available.

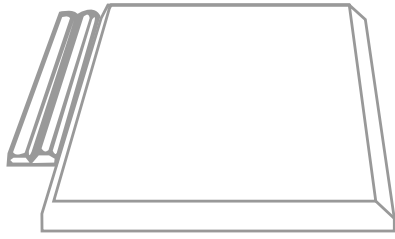


Minislate is double polymer coated giving a very high level of resistance to the vagaries of Irish weather conditions. It is available in three 'natural' slate colours, Slate Grey, Welsh Blue and Slate Blue.



- 20 x 12 Natural Slate appearance when laid
- Through-coloured Concrete Slate
- Fixed as simply as conventional interlocking tiles
- Thin leading edges and concealed interlocks
- Cost effective and easy to lay
- Concealed fixings
- Full range of Dry-fix fittings
- Suitable for pitches from 25 to 70 degrees
- Complies with I.S./E.N.490:1994 "Concrete Roofing Tiles and Fittings"





**Roadstone Minislate - the good looks  
of natural state are now affordable.**

