

Quick. Reliable. Warm.

wedi PreLine is a base element for hot water heating system pipes, providing excellent thermal insulation and waterproofing at the same time. The element can be tiled, thus saving the laborious application of screed and reduces the overall construction height of the floor structure.

Installation is as easy as it is ingenious: Thanks to the laying pattern provided, standard plastic pipes for underfloor heating (Ø 16 mm) can be installed directly into the pre-routed voids. The XPS core of the product serves as thermal insulation, as well as a waterproofing layer when used in combination with the wedi system accessories.

The benefits at a glance

- Quick and palpable warming effect
- Excellent thermal insulation properties
- Quick, easy and clean installation (dust-free)
- Pipe laying pattern provided
- Light weight in comparison with screed solutions
- Ideal for retrofitting, renovation and refurbishment
- 100 % waterproof system
- Low installation height



wedi GmbH
Hollefeldstraße 51
48282 Emsdetten
Germany

Telephone +49 2572 156-0
Fax +49 2572 156-133

info@wedi.de
www.wedi.eu

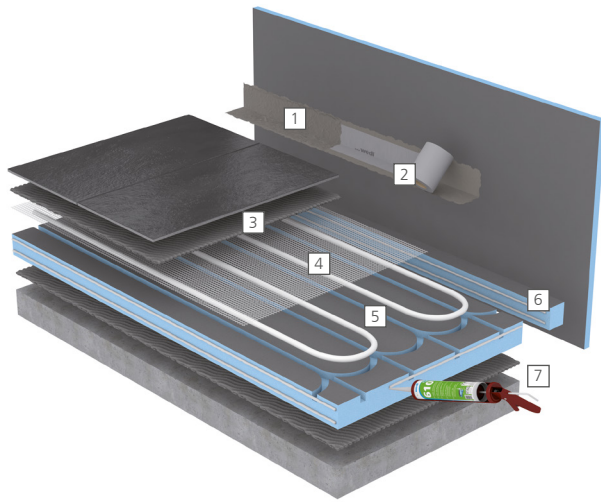


wedi PreLine

Base element with pre-routed pipe voids providing thermal insulation for hot water heating systems

System construction

With the perfectly matched wedi system accessories, wedi PreLine can quickly and easily be 100 % waterproofed.




Products used

- 1 wedi 520 ▪ flexible sealant for sealing the sealing details
- 2 wedi Tools sealing tape ▪ for the reliable sealing of corner, connecting and butt joints
- 3 wedi 320 ▪ tile adhesive for bonding wedi PreLine to the screed floor and for backfilling the pipe ducts
- 4 wedi Tools joint reinforcement tape, self-adhesive ▪ for reinforcement of entire surfaces
- 5 wedi PreLine ▪ pre-fabricated building board element for hot water heating systems
- 6 wedi building board ▪ edge strips for sealing in the wall area
- 7 wedi 610 ▪ for filling intersections and for sealing the joint areas between the wedi PreLine elements

Product data

Element: length x width x thickness	Milling groove: width x depth	pallet edging	order no.
1.240 x 600 x 30 mm	16 x 20 mm	72 units	076400257
1.240 x 600 x 40 mm	16 x 20 mm	72 units	076400259
1.240 x 600 x 50 mm	16 x 20 mm	48 units	076400260
1.240 x 600 x 60 mm	16 x 20 mm	48 units	076400258




Perfect for renovation and refurbishment in the bathroom

Low installation height (30 – 60 mm) and quick installation




Invisible

More space for free design



Quick heating up and cooling down

Direct release of heat from the heating pipes into the tiles



Long-lasting and maintenance-free

Robust and 100 % waterproof XPS core

Design examples:

	Bathroom with tiling in an old building (heating requirement 80 W/m ² , source: boiler)	Bathroom with tiling in a new build (heating requirement 50 W/m ² , source: heat pump)
Flow temp.	45°C	35°C
Return flow temp.	35°C	30°C
Room temp.	24°C	24°C
Heating medium temp.	(45K – 10k/2) – 24K = 16K	35K – 5k/2) – 24K = 8,5K
wedi underfloor heating output	40 W/m ² (With reduced V/R spreading of 2K: 50 W/m ²)	21 W/m ² (With reduced V/R spreading of 2K: 25 W/m ²)

Characteristic curve for calculating the heat output
(in accordance with DIN EN 1264)

