





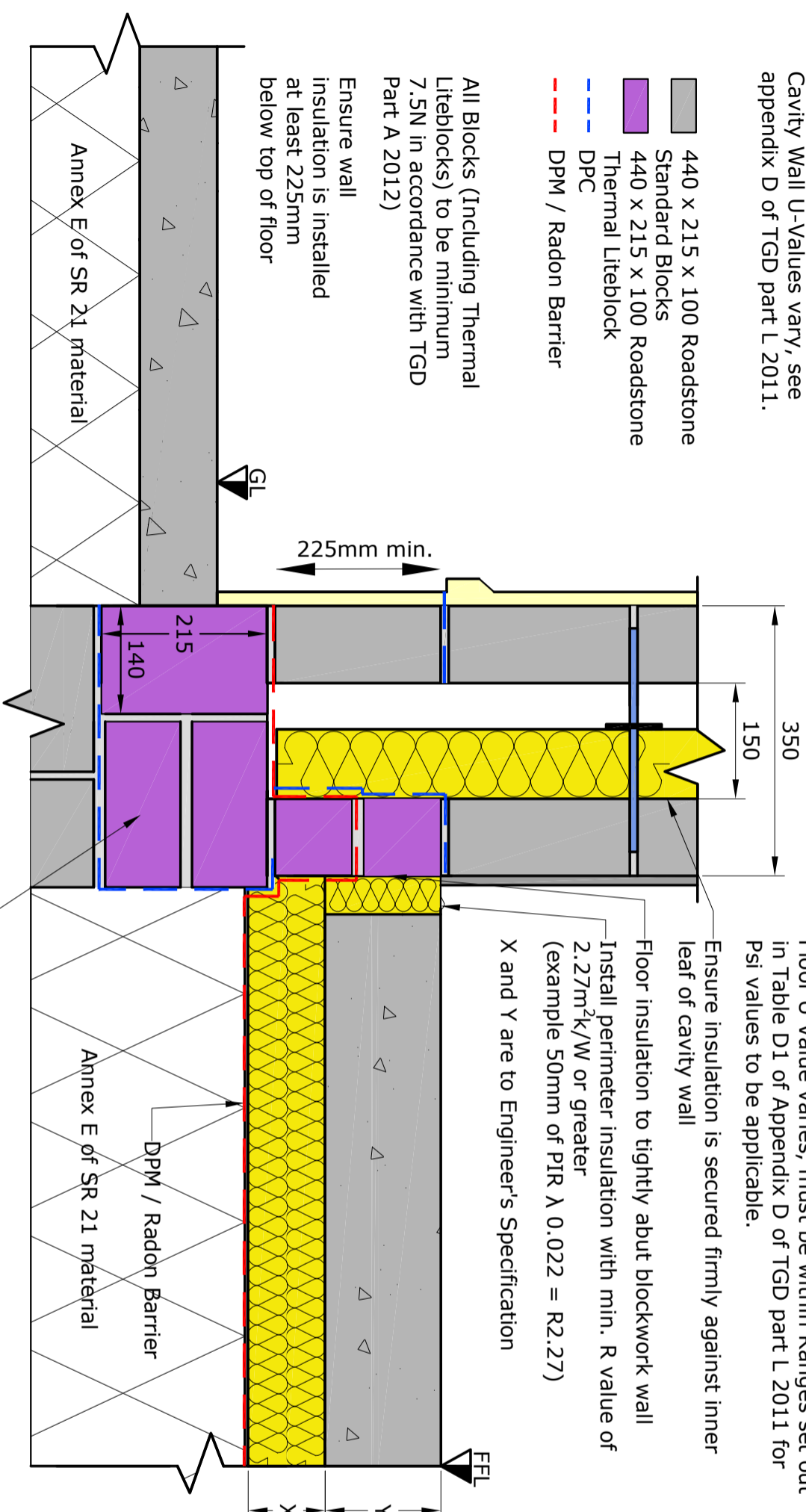


Cavity Wall U-Values vary, see appendix D of TGD part L 2011.

-  440 x 215 x 100 Roadstone
-  Standard Blocks
-  440 x 215 x 100 Roadstone
-  Thermal Liteblock
-  DPC
-  DPM / Radon Barrier

All Blocks (Including Thermal Liteblocks) to be minimum 7.5N in accordance with TGD Part A 2012)

Ensure wall insulation is installed at least 225mm below top of floor



Floor U Value varies, must be within Ranges set out in Table D1 of Appendix D of TGD part L 2011 for Psi values to be applicable.

Ensure insulation is secured firmly against inner leaf of cavity wall

Floor insulation to tightly about blockwork wall

Install perimeter insulation with min. R value of 2.27m<sup>2</sup>K/W or greater (example 50mm of PIR λ 0.022 = R2.27)

X and Y are to Engineer's Specification

**Use Roadstone Thermal Liteblock configuration A or B as advised by Y-Value calculation and Roadstone Technical Support**



The diagrams, drawings and details included in this brochure are for indicative purposes only. They do not constitute nor should they be relied upon as giving/providing any design detail. They focus on the issues of thermal performance only. Insulation thicknesses of the main building elements have not been provided, as these are dependent on the thermal properties of the materials chosen, as well as on the desired U value. These diagrams, drawings and details illustrate good practice for the design and construction of interfaces solely in connection with thermal performance. The product should be used with due regard to all other requirements imposed by the Building Regulations and advices should be sought from a design professional in connection with the use of this product where required.



**Roadstone Custom Psi values**

U Value Range (W/m <sup>2</sup> K)	Part L (Ψ)	Roadstone TLB Psi (Ψ) Value	
		Option A	Option B
0.21	0.070	0.055	0.061
0.15	0.061	0.054	0.061

As modelled by NSAI registered Thermal Modellers:

 <b>NSAI</b> Agreement	 <b>NSAI</b> Agreement
---	---

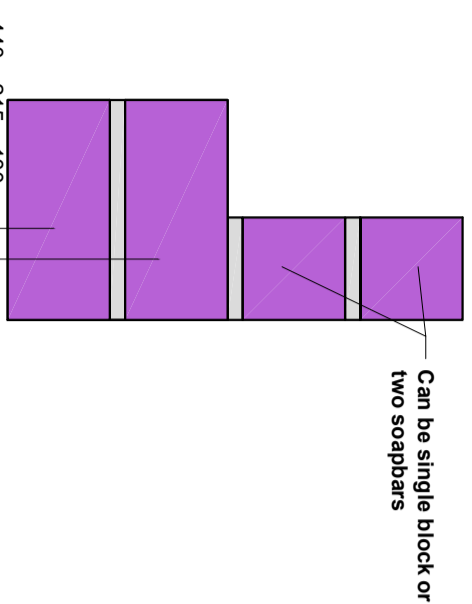
Diarmuid Hynes Evolution Innovation Ltd. Registration Number IAB/TM/04 NSAI Approved Thermal Modeller	Andrew Dunne Evolution Innovation Ltd. Registration Number IAB/TM/07 NSAI Approved Thermal Modeller
--	--

All options pass FRSI assessment, no surface condensation predicted

Options A and B in the 0.15 and 0.21 W/m<sup>2</sup> K U Value ranges surpass default Psi values and therefore a default Y-value of 0.08 can be assumed using these options without a Y-value calculation, provided all other details in the building comply with the published ACDS / Roadstone details.

**Note: Alternative Configuration Depending on Y Value Requirements**

**OPTION B**



**OPTION A**

REVISION: A

SCALE: NTS

DWG. NO.: DETAIL RS1.02b PF

DATE: September 2018

JUNCTION: PARTIAL FILL CAVITY WALL/INSULATION BELOW SLAB

TO BE READ IN CONJUNCTION WITH Y-VALUE CALCULATION

